

Stainless Steel Gas Griddle

Table Top



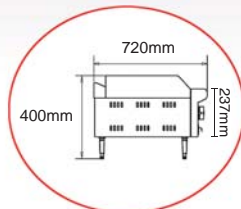
GG 2B



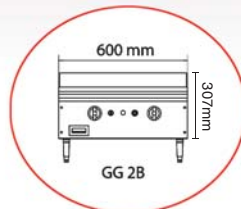
GG 3B



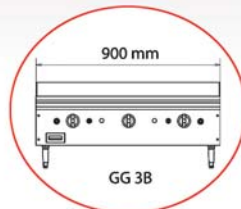
GG 4B



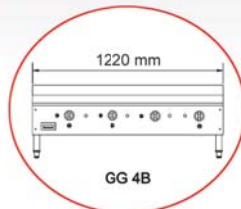
Side View



Front View



Front View



Front View

Free Standing



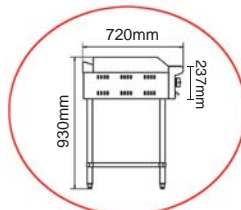
GG 2BFS



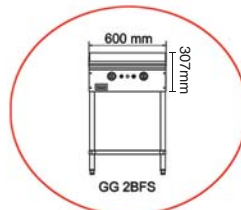
GG 3BFS



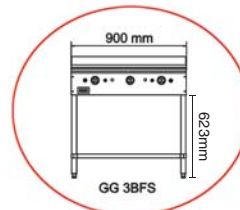
GG 4BFS



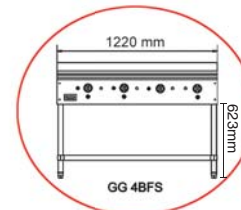
Side View



Front View



Front View



Front View

- Full stainless steel constructed body, hygienic and easy to keep clean.
- Slope stainless steel side splashes and 75 mm backslash.
- 12 mm thick flat polished steel griddle plate.
- Removable stainless steel grease drip pan and a drain hole fixed on the top.
- Ferro casting burner of 26,000 Btu each or 25.7 MJ for each 300 mm griddle width.
- Equipped with manual control, continuous burning pilot.
- Rear gas connection.
- Automatic piezo ignitor.
- Stand by manual lighting holes.
- The airated pilots are attached to each burner located beneath the griddle plate.

Model	Product Dimension (L X W X H) (mm)	Packing Dimension (L X W X H) (mm)	Weight (kg)	Cooking Surface Dimension (L X W) (mm)	Gas Consumption Btu/Hr (MJ/Hr)	Packing Volume (m ³)	Number Of Burner
GG2B	600 x 720 x 400	777 x 677 x 345	57	598 x 455	52000 (55.1)	0.21	2
GG3B	900 x 720 x 400	953 x 770 x 400	75	898 x 455	78000 (82.7)	0.29	3
GG4B	1220 x 720 x 400	1260 x 830 x 410	107	1218 x 455	104000 (110.2)	0.43	4
GG2BFS	600 x 720 x 930	777 x 677 x 400	64	598 x 455	52000 (55.1)	0.21	2
GG3BFS	900 x 720 x 930	953 x 770 x 400	84	898 x 455	78000 (82.7)	0.29	3
GG4BFS	1220 x 720 x 930	1260 x 830 x 410	114.50	1218 x 455	104000 (110.2)	0.43	4